



Guideline for Match Officials

8.4 SPECIAL RULES FOR U12/G12

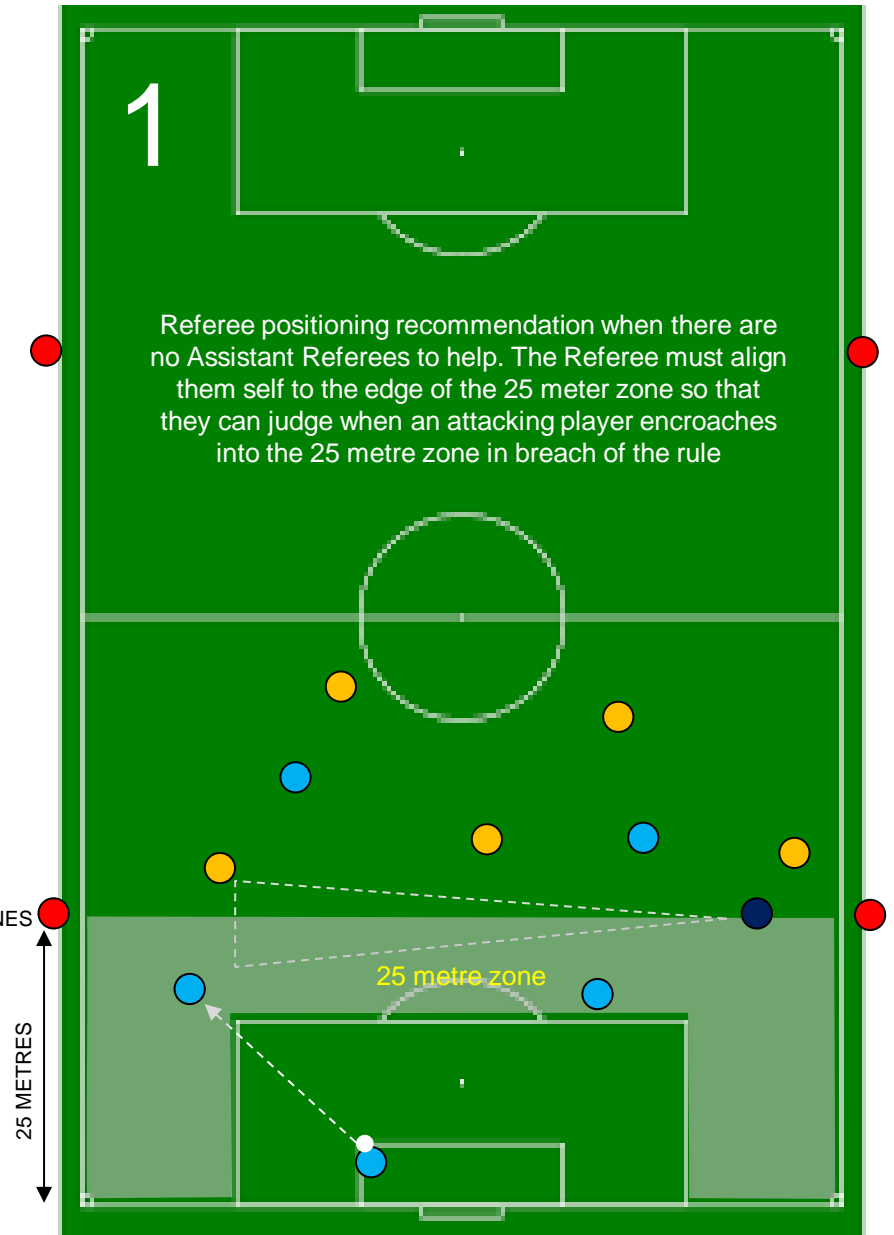
- Goalkeeper must take the goal kick
- The field should have the 25m area marked with a cone or a pole
- The Goalkeeper will pass the ball to a teammate within 25m of their goal line
- **all opposing (attacking) players stay at least 25m from the goal line until the player receiving the goal kick touches the ball**

If an opposing player is still retreating to outside the 25m or more than 10m from the receiving player the goalkeeper is free to take the goal kick quickly

If either:

- the goal kick goes beyond the 25m area, or;
- if an attacking player encroaches on the 25m to pressure the receiving player before the receiving player touches the ball, then the goal kick is to be retaken
- *The Referee should position themselves to be able to judge whether an attacker has crossed into the 25m zone before the ball is touched by a defender from the goal kick – either side of the pitch*

● DEFENDING TEAM ● ATTACKING TEAM ● MATCH OFFICIAL/S

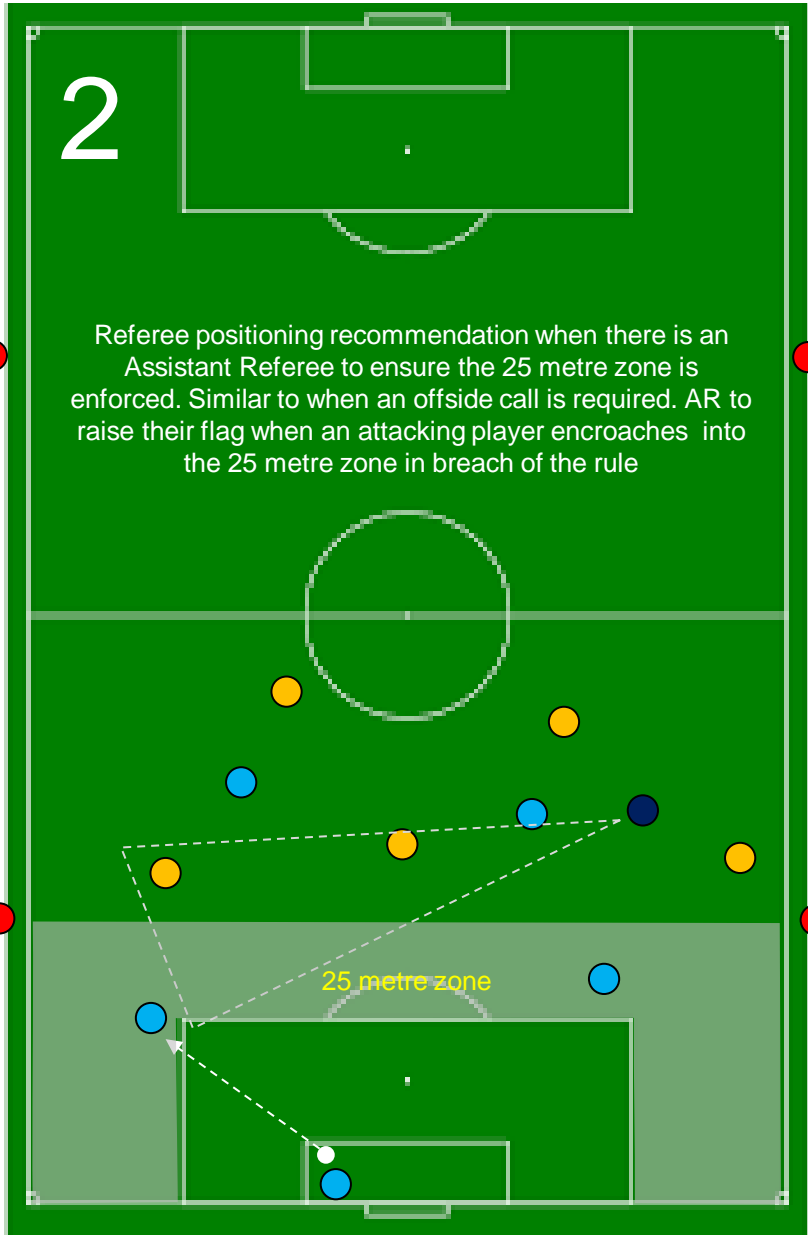


Note: not all players shown for clarity

2

Referee positioning recommendation when there is an Assistant Referee to ensure the 25 metre zone is enforced. Similar to when an offside call is required. AR to raise their flag when an attacking player encroaches into the 25 metre zone in breach of the rule

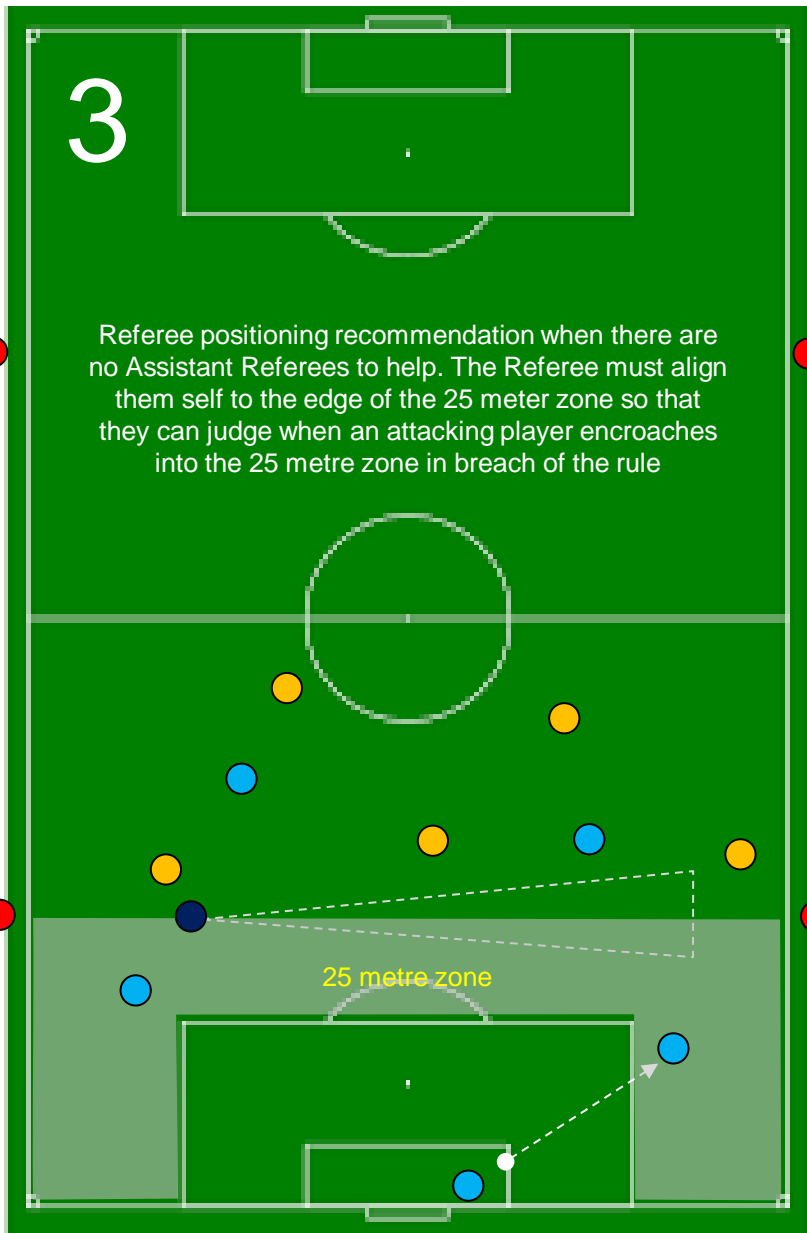
AR
 25 METRES



3

Referee positioning recommendation when there are no Assistant Referees to help. The Referee must align them self to the edge of the 25 meter zone so that they can judge when an attacking player encroaches into the 25 metre zone in breach of the rule

CONES
 25 METRES



● DEFENDING TEAM ● ATTACKING TEAM ● MATCH OFFICIAL/S

Note: not all players shown for clarity